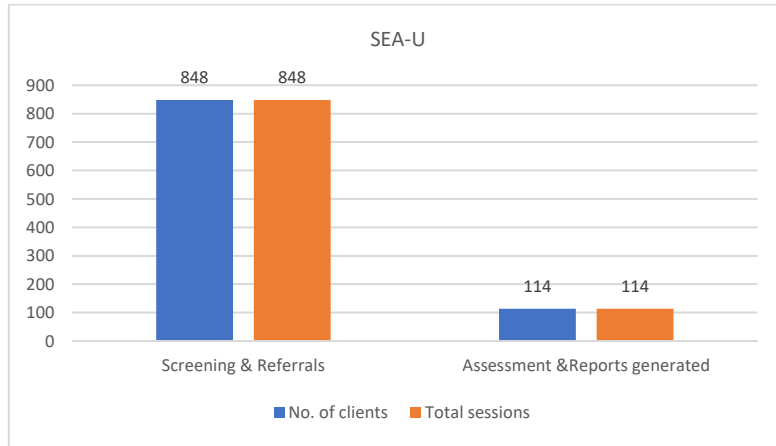


**DEPARTMENT OF SPECIAL EDUCATION**  
विशेष शिक्षा विभाग

**STATISTICS 2023-24**

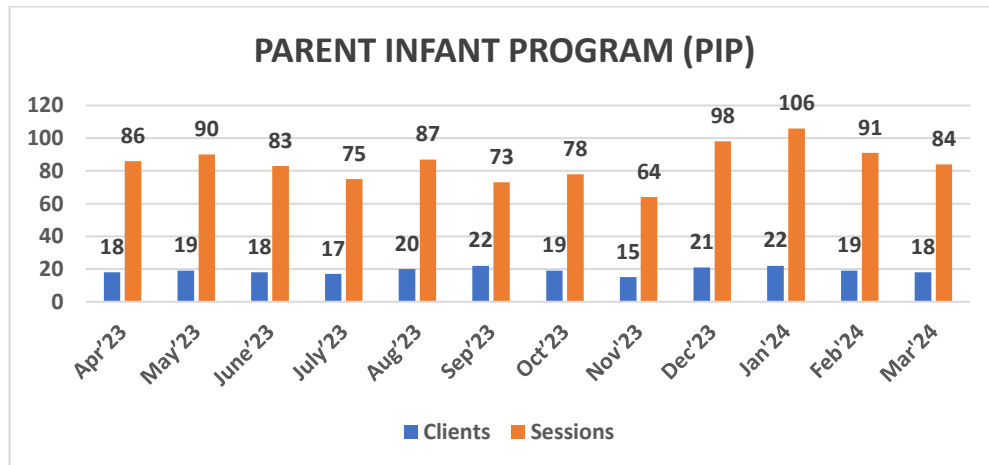
i. Special Educational Assessment

Type of Service	Screening & Referrals	Assessment & Reports generated
No. of clients	848	114
Total sessions	848	114



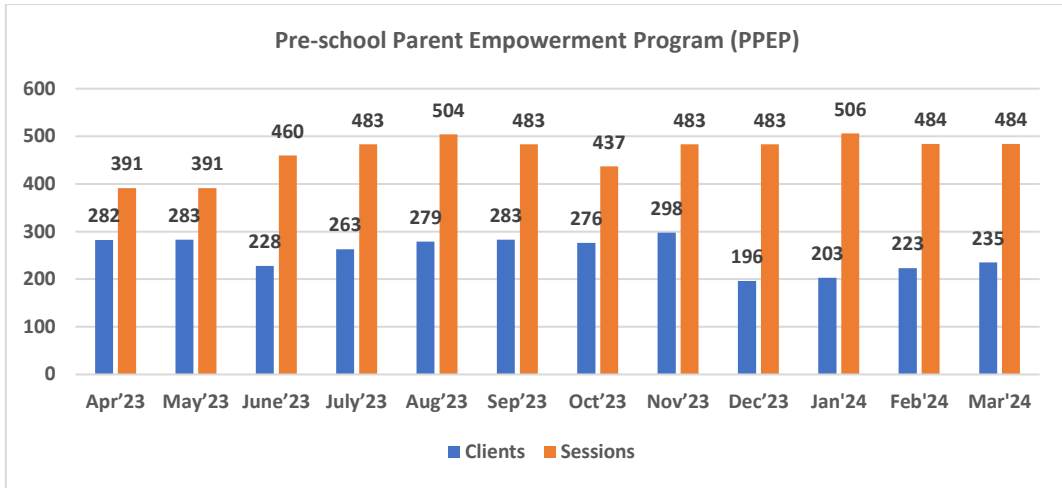
ii. Parent Infant Program (PIP)

	Apr'23	May'23	June'23	July'23	Aug'23	Sep'23	Oct'23	Nov'23	Dec'23	Jan'24	Feb'24	Mar'24	Total
Clients	18	19	18	17	20	22	19	15	21	22	19	18	<b>19</b>
Sessions	86	90	83	75	87	73	78	64	98	106	91	84	<b>1015</b>



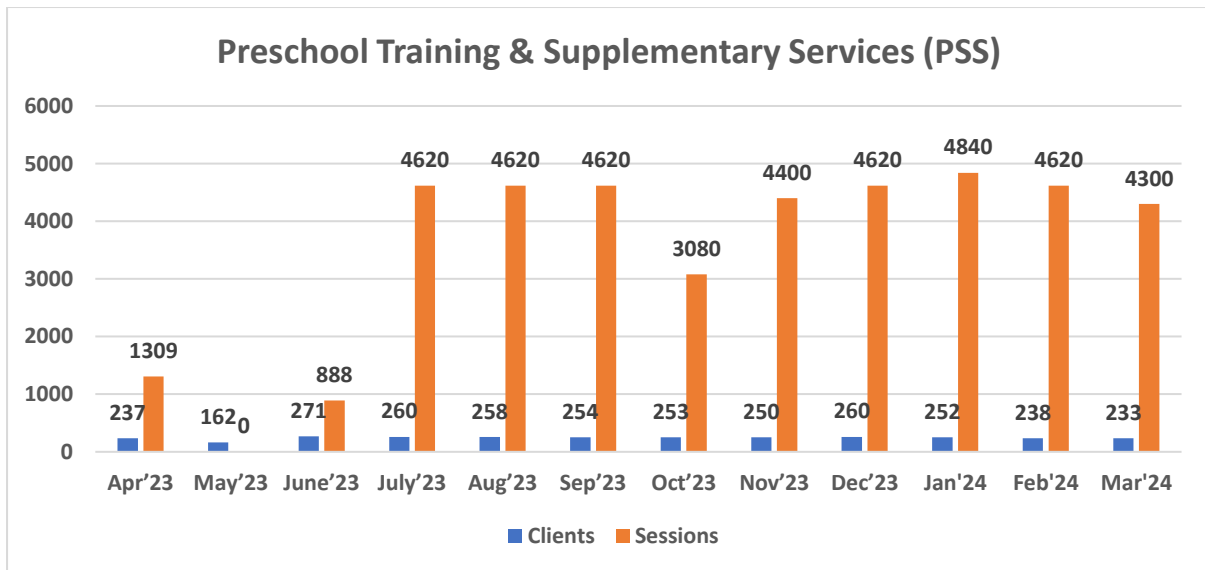
iii. Pre-school Parent Empowerment Program (PPEP)

	Apr'23	May'23	June'23	July'23	Aug'23	Sep'23	Oct'23	Nov'23	Dec'23	Jan'24	Feb'24	Mar'24	Total
Clients	282	283	228	263	279	283	276	298	196	203	223	235	<b>254</b>
Sessions	391	391	460	483	504	483	437	483	483	506	484	484	<b>5589</b>



iv. Pre-school Training & Supplementary Services (PSS)

	Apr'23	May'23	June'23	July'23	Aug'23	Sep'23	Oct'23	Nov'23	Dec'23	Jan'24	Feb'24	Mar'24	Total
Clients	237	162	271	260	258	254	253	250	260	252	238	233	<b>244</b>
Sessions	1309	0	888	4620	4620	4620	3080	4400	4620	4840	4620	4300	<b>41917</b>

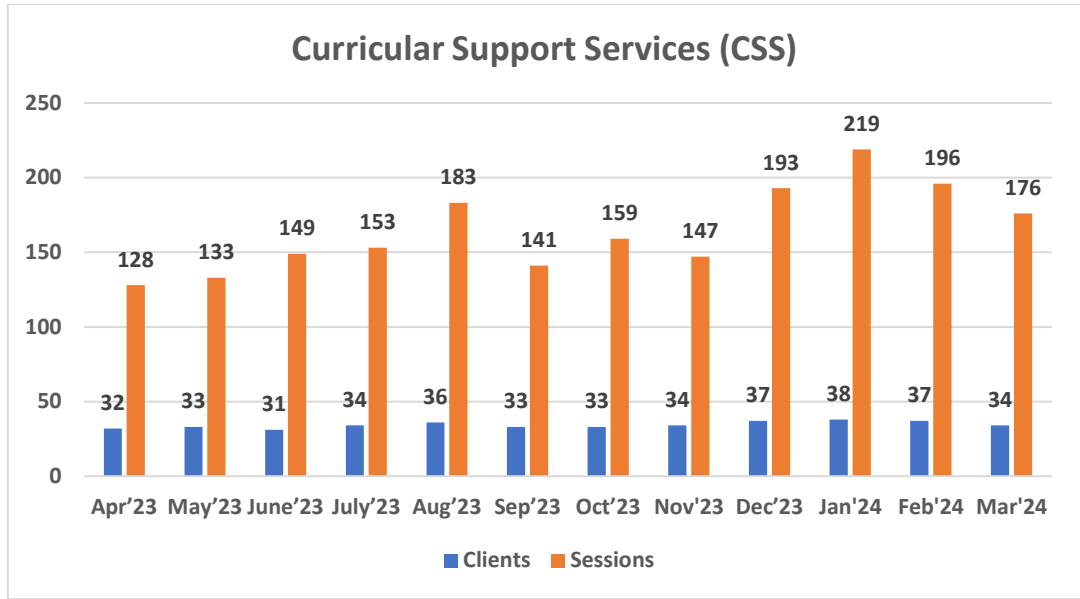


v. Curricular Support Services (CSS)/ Individualized Education Program (IEP)/ Demonstration Education Therapy (DET) and Non-formal Education Program (NFE)

**Curricular Support Services (CSS)**

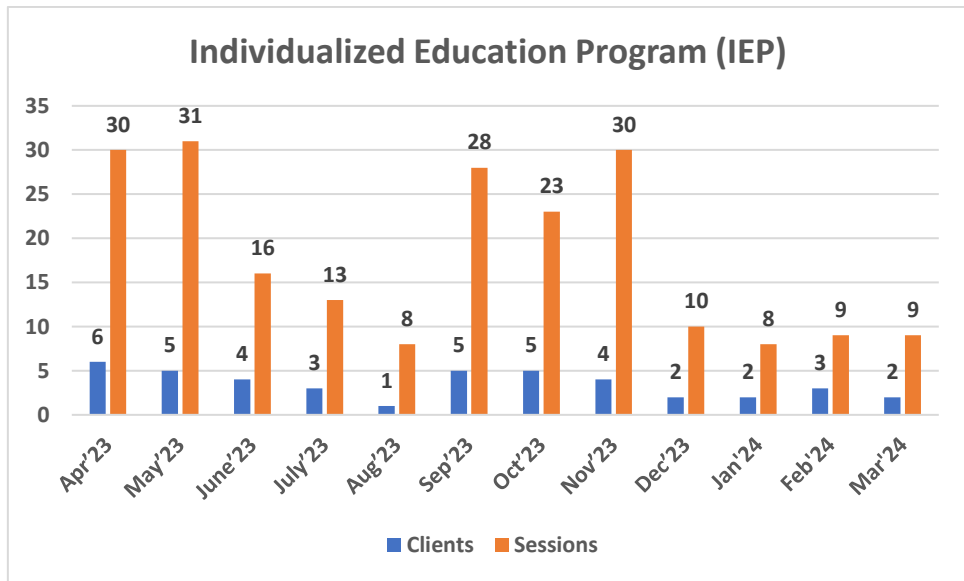
	Apr'23	May'23	June'23	July'23	Aug'23	Sep'23	Oct'23	Nov'23	Dec'23	Jan'24	Feb'24	Mar'24	Total
Clients	32	33	31	34	36	33	33	34	37	38	37	34	<b>35</b>
Sessions	128	133	149	153	183	141	159	147	193	219	196	176	<b>1977</b>

vi.



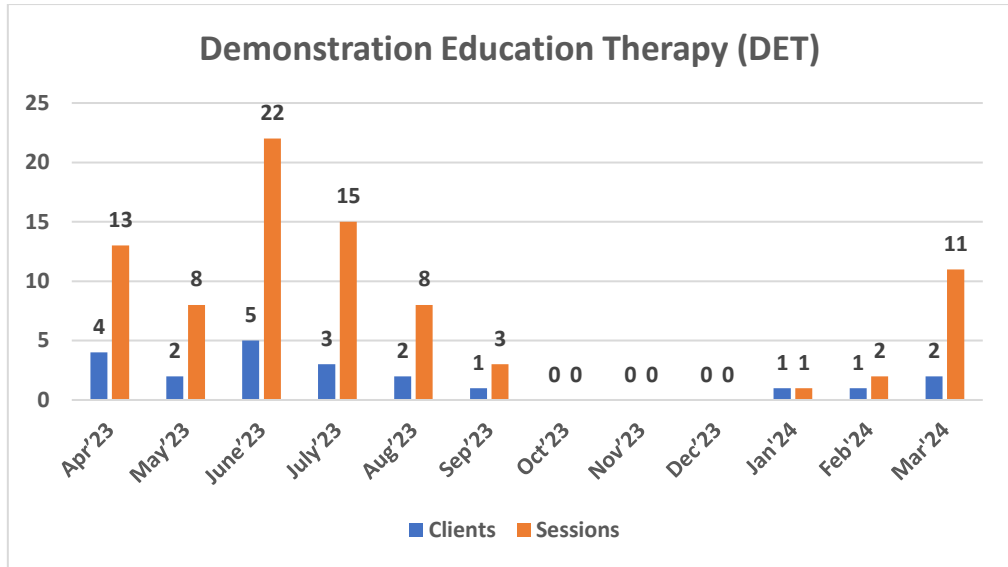
### Individualized Education Program (IEP)

	Apr'23	May'23	June'23	July'23	Aug'23	Sep'23	Oct'23	Nov'23	Dec'23	Jan'24	Feb'24	Mar'24	Total
Clients	6	5	4	3	1	5	5	4	2	2	3	2	4
Sessions	30	31	16	13	8	28	23	30	10	8	9	9	215



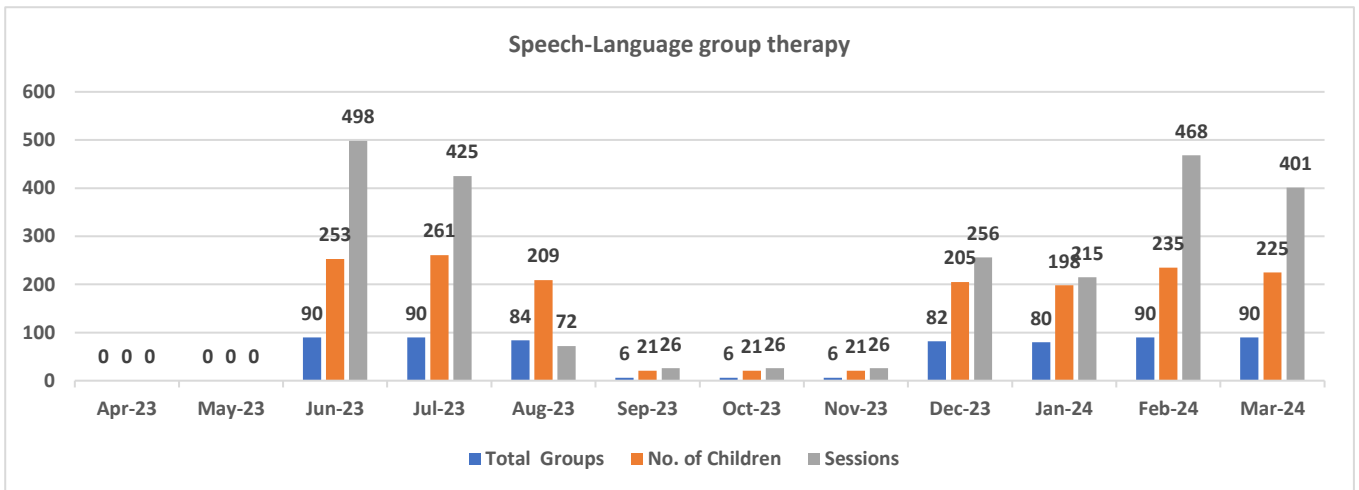
### Demonstration Education Therapy (DET)

	Apr'23	May'23	June'23	July'23	Aug'23	Sep'23	Oct'23	Nov'23	Dec'23	Jan'24	Feb'24	Mar'24	Total
Clients	4	2	5	3	2	1	0	0	0	1	1	2	2
Sessions	13	8	22	15	8	3	0	0	0	1	2	11	83



vii. Speech-Language group therapy

<b>Details of Speech-Language Group Therapy Sessions</b>			
<b>Months</b>	<b>Total Groups</b>	<b>No. of Children</b>	<b>Sessions</b>
April 2023	0	0	0
May 2023	0	0	0
June 2023	90	253	498
July 2023	90	261	425
August 2023	84	209	72
September 2023	6	21	26
October 2023	6	21	26
November 2023	6	21	26
December 2023	82	205	256
January 2024	80	198	215
February 2024	90	235	468
March 2024	90	225	401



viii. Counselling and guidance

No. of Clients	Sessions
799	828

